

# Flowcharts

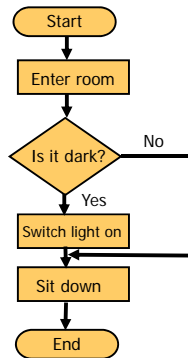
## What is a flowchart?

- A diagram which is made up of specific symbols e.g. rectangles and diamonds
- The diagram represents a sequence of events
- Each step is shown in the correct order from the start through to the end



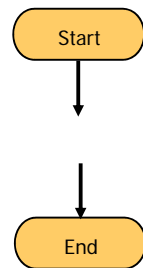
## Simple Flowchart

Entering a room



## Guidelines for flowcharts

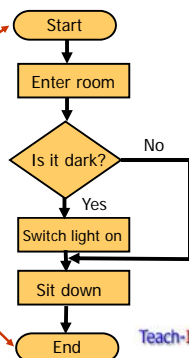
- All flow charts start with this symbol and only one arrow leaves it.
- All flow charts finish with this symbol and only one arrow leads into it



## Simple Flowchart

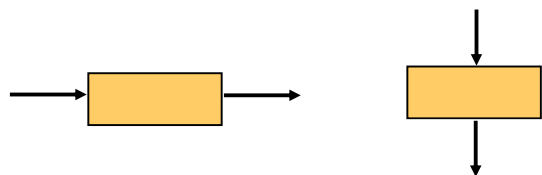
Entering a room

Start / End symbols



## Guidelines for flowcharts

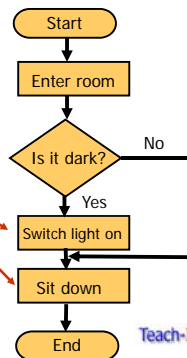
- Flowcharts have processes (actions or instructions) which need to be done.
- Actions are represented by a rectangle with an arrow going in and one coming out



## Simple Flowchart

Entering a room

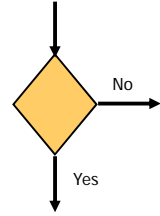
Process/  
action



© www.teach-ict.com All Rights Reserved

## Guidelines for flowcharts

- Flowcharts also contain 'decisions'.
- Decisions are usually in the form of a question i.e. 'is it dark?'
- Decisions are represented by a diamond shape
- Decisions have a number of options leaving them.

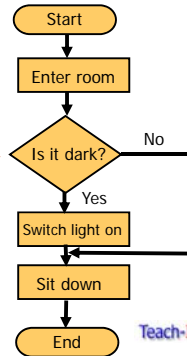


© www.teach-ict.com All Rights Reserved

## Simple Flowchart

Entering a room

Decision

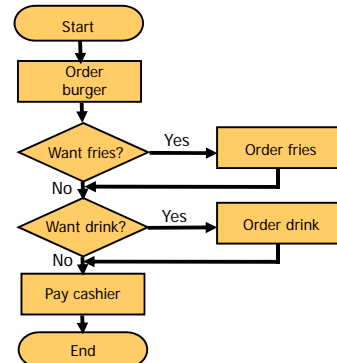


© www.teach-ict.com All Rights Reserved

## Ordering a burger

In pairs, identify:

- The start
- The end
- The processes
- The decisions



© www.teach-ict.com All Rights Reserved

## Use of this resource

*You may:*

- Guide teachers or students to access this resource from the teach-ict.com site
- Print out enough copies to use during the lesson

*You may not:*

- Adapt or build on this work
- Save this resource to a school network or VLE
- Republish this resource on the internet

**A subscription will enable you to access an editable version and save it on your protected network or VLE**

© www.teach-ict.com All Rights Reserved