

Name \_\_\_\_\_

## WORKSHEET 5 – STORAGE DEVICES

Make sure that you are familiar with all of the information detailed in this booklet. There are a number of tasks for you to carry out, be sure to read the information fully whilst completing the tasks. You could be asked about any of this in the test!

**Use the theory notes in the worksheet 5 section of the [teach-ict.com](http://teach-ict.com) site to help you complete this booklet.**

### TASK 1: COMPUTER MEMORY

Read the information on the web page and decide whether the following statements are true or false:








Statement	True/False
ROM stands for 'Read Only Memory'	TRUE
Data stored on ROM is erased when the power is switched off.	FALSE
Non volatile means that data is not erased from the memory when the computer is switched off	TRUE
ROM contains all of the instructions needed to start the computer.	TRUE
RAM stands for 'Random Access Memory'	TRUE
Data stored on RAM is not erased when the power is switched off.	FALSE
Volatile means that data is erased from the memory when the computer is switched off.	TRUE
RAM is usually measured in mb, typical amounts of RAM would be 256mb and 512 mb.	TRUE

### TASK 2: STORAGE DEVICES

Unless you want to lose all of the work that you have done on your computer, you must have some means to store it and keep it safe for when you want to access again.

There are various storage devices that you can use to store or make a back-up copy of your data. You need to know a little bit about each one for your test.

Using information from the worksheet 5 theory section, complete in the table on the next page.

Storage device	Image	Typical size	Can be used for.....
Hard Disk		120 GB – 1 Terabyte	This is the main storage for a computer. Every computer has a hard disk. Hard disks are used to store you files and the software programs that you use.
Floppy Disk		1.44 mb	Floppy disks only have a small amount of storage. They are only really useful for transferring small files between computers or from home to school.
Zip Disk		100-250 mb	A zip disk looks similar to a floppy disk but is thicker. It needs a separate drive which usually has to be plugged in. It is used to make back up copies of files.
Flash Memory Stick			
Magnetic Tape			
CD			
DVD			

### TASK 3: CHALLENGE

Write down the extra fact that you found out for yourself about each of the storage devices:

Storage Device	Extra Fact
Hard Disk	
Floppy Disk	
Zip Disk	
Magnetic Tape	
Compact Disk	
DVD	
Flash Memory	

### TASK 4: COMPARISONS

a) Put these storage devices in order of storage capacity / size from the smallest to the largest

- DVD
- Zip Disk
- Hard disk
- Flash memory stick
- Floppy disk
- CD-ROM
- Magnetic tape

1. FLOPPY DISK
2. ZIP DISK
3. CD
4. FLASH MEMORY
5. DVD
6. MAGNETIC TAPE
7. HARD DISK

b) Put these storage devices in order of speed of access to data from the smallest to the largest

- DVD
- Zip Disk
- Hard disk
- Flash memory stick
- Floppy disk
- CD-ROM
- Magnetic tape

1. HARD DISK
2. FLASH MEMORY STICK
3. DVD (OR CD)
4. DVD (OR DVD)
5. ZIP DISK
6. FLOPPY DISK
7. MAGNETIC TAPE

c) Put these storage devices in order of cost per Gb of storage from the smallest to the largest

- DVD
- Zip Disk
- Hard disk
- Flash memory stick
- Floppy disk
- CD-ROM
- Magnetic tape

1. MAGNETIC TAPE
2. HARD DISK
3. DVD (OR CD)
4. CD ( OR DVD)
5. FLASH MEMORY STICK
6. ZIP DISK
7. FLOPPY DISK

### TASK 5: WHICH STORAGE DEVICE FOR A TASK?

Choose the most appropriate storage device for each of the tasks listed in the table below:

Task	Storage Device
Storing the programs and applications which run on your computer	HARD DISK
Storing the latest chart topping album of a pop-group	CD-ROM
Transferring a 800 Mb file from home to school	FLASH MEMORY STICK (OR DVD)
Storing a film	DVD
Storing a back-up copy of the data on your school network	MAGNETIC TAPE

### TASK 6: FORMATTING A FLOPPY DISK

Explain why you would format a floppy disk.

To prepare it ready for storage of data. Formatting divides the disk up into sections onto which the data can be stored.

What do you think happens to any data stored on a floppy disk if you re-format it?

It would be deleted / wiped / lost

END OF WORKSHEET